



## Extended Range Forecast for Uttarakhand

Date: 13 May 2021

### 1. Observed condition during last week (For the week 06 May-12 May 2021):

#### Rainfall

The weekly average rainfall realised during the week = **35.4 mm**

The normal rainfall for the week = **17.1 mm**

The percentage departure from normal during the week = **107 % (Large Excess)**

#### Maximum Temperature (Tmax) and Minimum Temperature (Tmin)

Weekly average maximum temperature = **30 °C** with anomaly of **-1.5 °C**

Weekly average minimum temperature = **18 °C** with anomaly of **-0.5 °C**

### 2. Forecasts for Category and Trend:

(Week 1: 14-20 May) & (Week 2: 21-27 May)

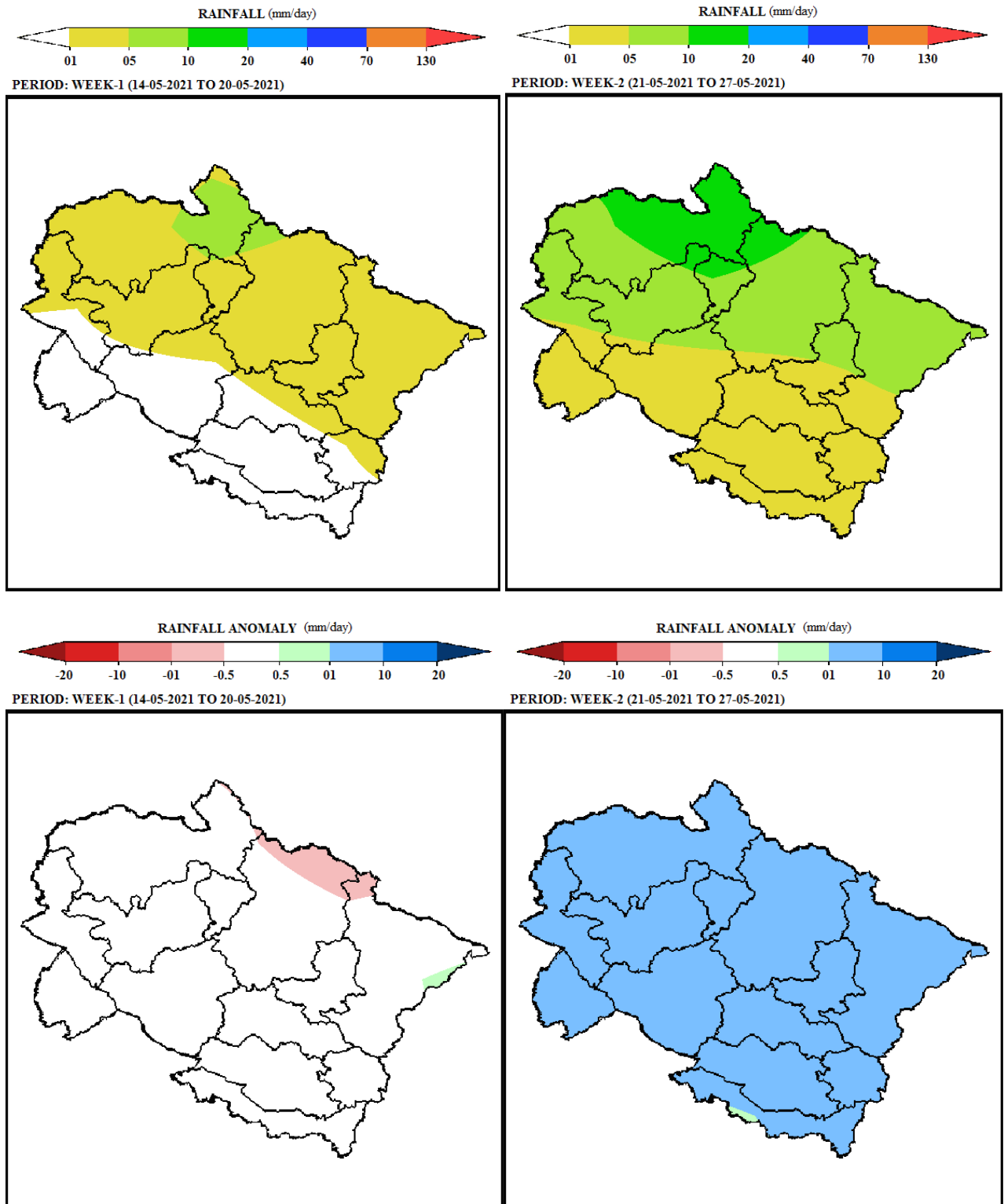
- Light to moderate rainfall likely to occur in hills of Uttarakhand from 18<sup>th</sup> to 20<sup>th</sup> may during week 1. Light to moderate rainfall likely to occur in Uttarakhand during week 2.

	<b>Rainfall (Category)</b>	<b>Tmax (Category)</b>	<b>Tmin (Category)</b>
<b>Week 1</b>	Normal	Below Normal	Below Normal
<b>Week 2</b>	Large Excess	Below Normal	Normal

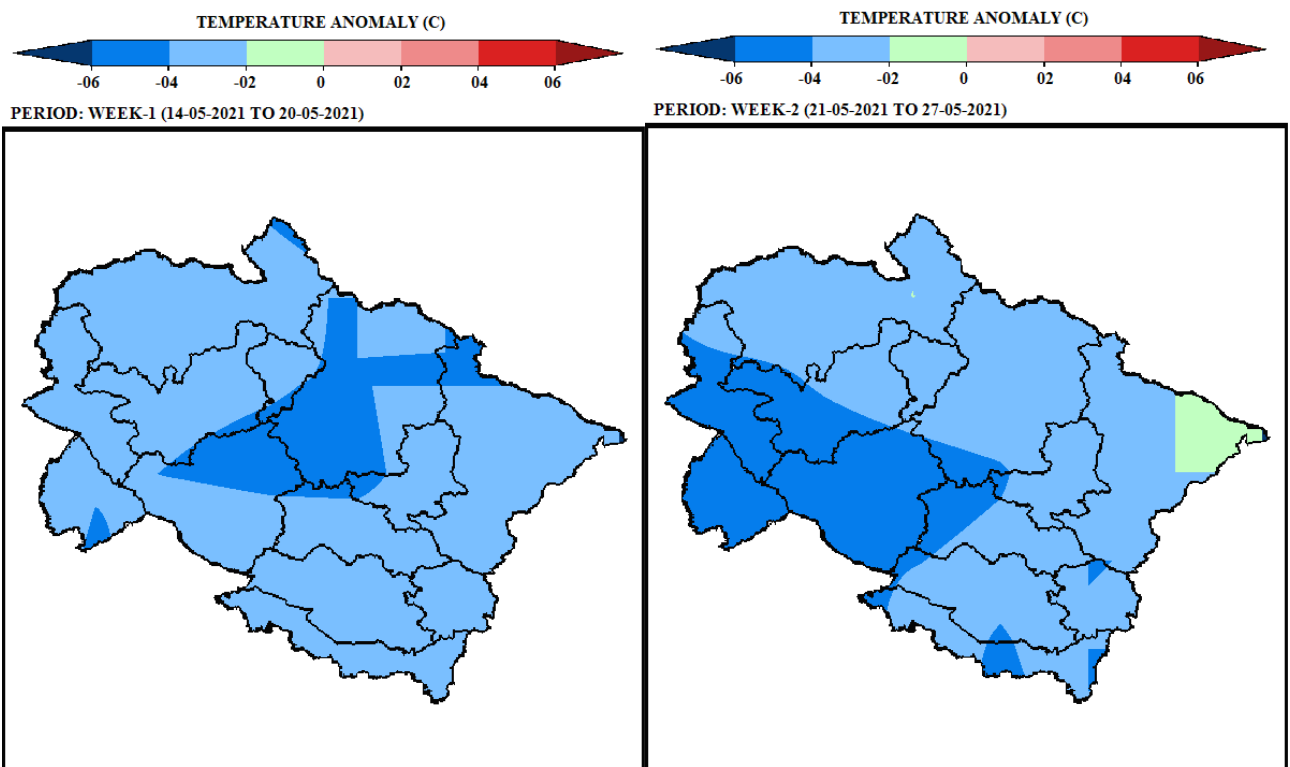
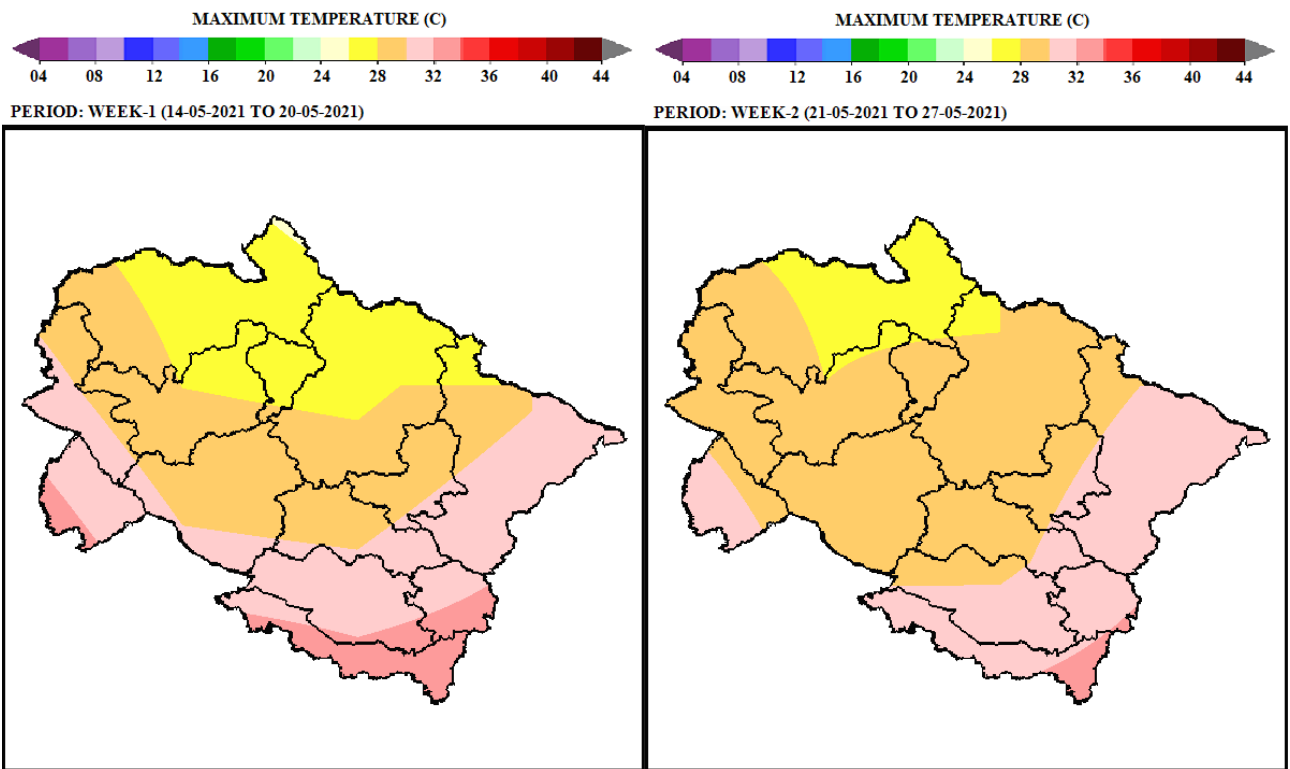
### 3. Forecast for any extreme weather:

- During week 2, large excess rainfall likely to occur in Uttarakhand.

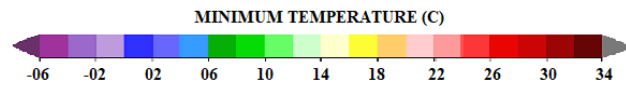
## **FORECAST CHARTS from 14 to 27 May, 2021**



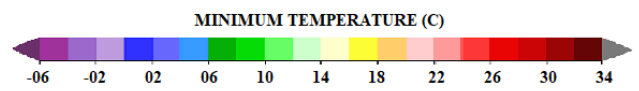
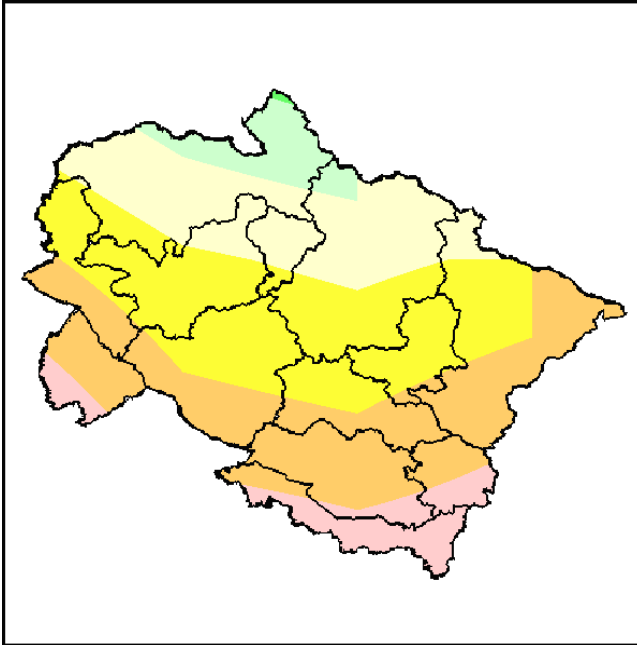
**(Weekly Rainfall and its anomaly)**



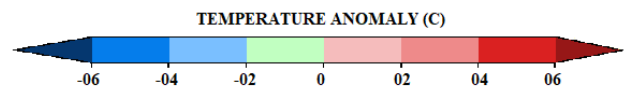
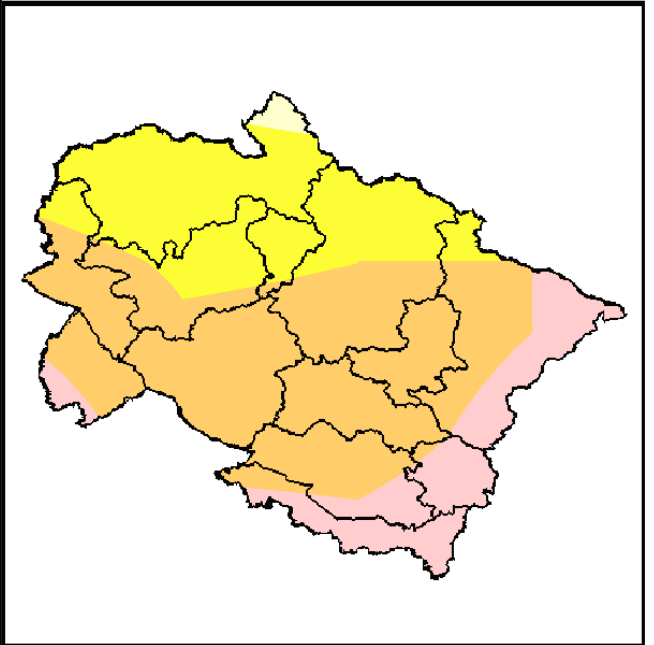
(Weekly maximum temperature and its anomaly)



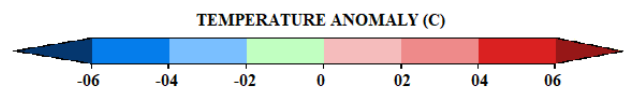
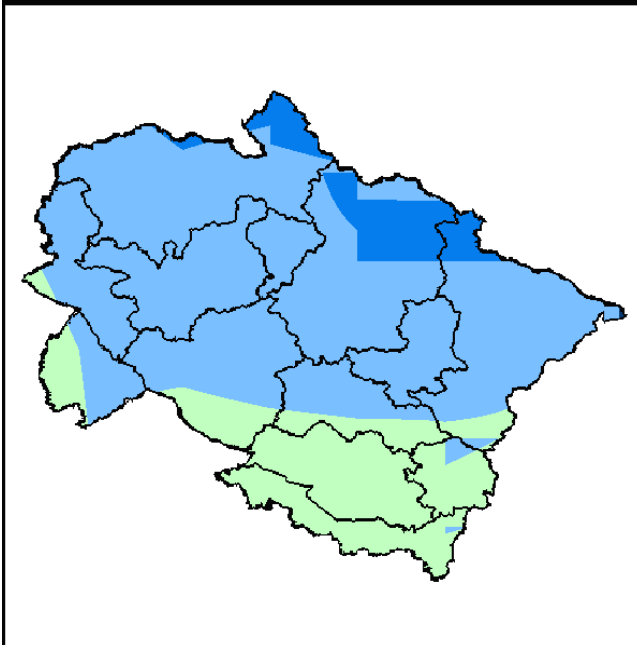
PERIOD: WEEK-1 (14-05-2021 TO 20-05-2021)



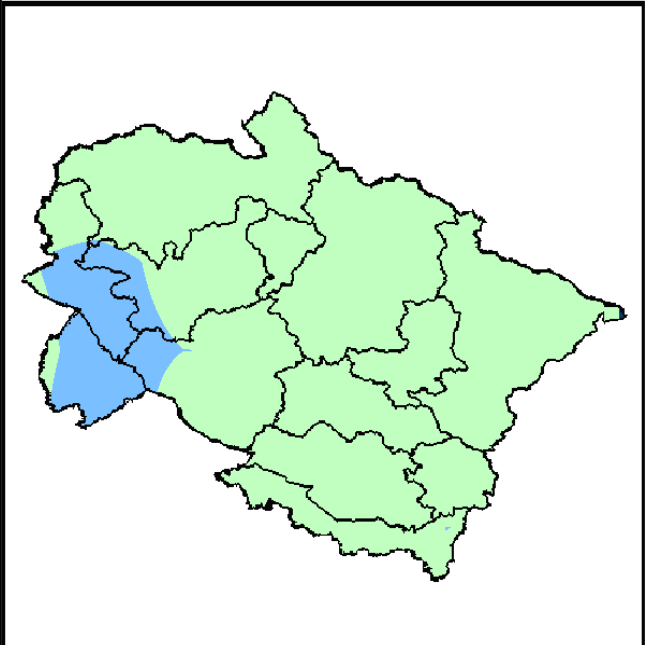
PERIOD: WEEK-2 (21-05-2021 TO 27-05-2021)



PERIOD: WEEK-1 (14-05-2021 TO 20-05-2021)



PERIOD: WEEK-2 (21-05-2021 TO 27-05-2021)



(Weekly minimum temperature and its anomaly)

### Rainfall Category for Extended Range Forecast

<u>Distribution</u>	<u>% Departure of Rainfall</u>
Large Excess (LE)	+60 and above
Excess (E)	+20 to +59
Normal (N)	+19 to -19%
Deficient (D)	-20% to -59%
Large Deficient (LD)	-60% or less
No Rain (NR)	-100 %

### Maximum (Tmax) and Minimum Temperature (Tmin) departure

<u>Distribution</u>	<u>Departure from mean</u>
Markedly Below Normal	-5.0 <sup>0</sup> C or less
Appreciably Below Normal	-3.1 <sup>0</sup> C to -5.0 <sup>0</sup> C
Below Normal	-1.6 <sup>0</sup> C to -3.0 <sup>0</sup> C
Normal	-1.5 <sup>0</sup> C to -1.5 <sup>0</sup> C
Above Normal	1.6 <sup>0</sup> C to 3.0 <sup>0</sup> C
Appreciably Above Normal	3.1 <sup>0</sup> C to 5.0 <sup>0</sup> C
Markedly Above Normal	5.0 <sup>0</sup> C or more

Meteorological Centre  
Dehradun